

„No more TAB!“ for the people who really want to read and play music notes!

You must know already basic guitar technique


Lesson 36(1)

Baree (Whole Strings)

In the Lesson 34, you lerned about small Baree (two strings Baree). Today let's try Big Baree!


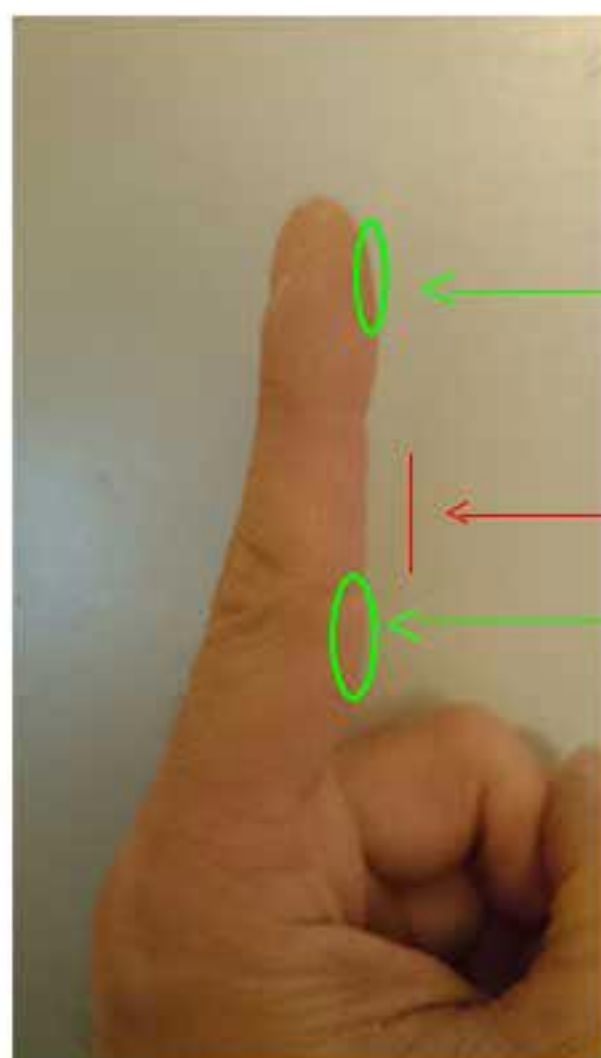
But normalyIt is not really „whole Baree“ actually even said that grab all of the strings.

For example, look at this! To play this Bar, you have to grab only 6th string and 2nd string. (g and d'). In this case, only two strings!



Every people has another form of finger, you should find the best position. For example, my finger is thin, but has

big 2nd joint. **Under the around of 1st joint of my index finger is not suitable for Baree!**



I used these positions for the 6th and 2nd string!

You should try out and find out the best position for each Baree.

If you found out the good position, but don't sound clearly, maybe you have another problem!

Look at the right Photo above. My 2nd finger (middle finger) doesn't touch with 1st finger. If your 2nd finger touch with 1st finger, your 3rd finger can't grab the 3rd string good enough!

The Baree is not so easy for the beginners, but without rushing and don't give up!!