

„No more TAB!“ for the people who really want to read and play music notes!


You must know already basic guitar technich

Lesson 8

New 3 Notes on 1st String.
a', b' and c''.



Say!
„1st String, 5th fret“ and Play!






Say!
„1st String, 7th fret“ and Play!



Say!
„1st String, 8th fret“ and Play!

Exercise Play them on 5th Position (only use the 1st and 2nd String)!!!



Maybe you think, why you should learn the same Note twice. There are some reasons.

For example,

1. they are same Tone, but another sounds (warm or bright).
 2. For the Chords. (if you want to play e' and g' at the same time, and so on.)
 3. It's make less Position Changes.
- etc.....

Take a time yourself! If you forgot some notes on 1st position, check them immediately!!!
Also don't forget to use a Metronome, at first slowly and then faster!